

ROLL A SANTA



- Determine which player will roll the dice first (we suggest youngest to oldest).
- First player rolls the dice and follows the instructions and draws that part of his picture.
- Second player rolls the dice and follows the instructions and draws that part of his picture.
- The first player to complete their Santa and background win the game.


You will need: A set of dice, paper for each player, pencil for each player, crayons, colored pencils or markers (to finish after you are done!)



Draw a hat
for Santa




Draw a smile
for Santa




Draw mittens
for Santa




Draw shoes
for Santa




Design a bag of
Michigan Apples for
Santa's Reindeer




Draw any missing
piece of your Santa




Draw a belt
for Santa




Draw eyebrows
for Santa




Draw eyes
for Santa




Draw a missing
accessory of
your choice!



Draw a nose
for Santa




Draw the background
where your Santa
is standing





Design a bag
of Michigan
Apples
for Santa's
Reindeer



Visit ApplewoodFresh.com and TheProduceMoms.com for more!